



Follow up Phonics Parent Workshop

More tips to help your child become a
successful reader and writer.

Phase 2

Set 1: s, a, t, p

Set 2: i, n, m ,d

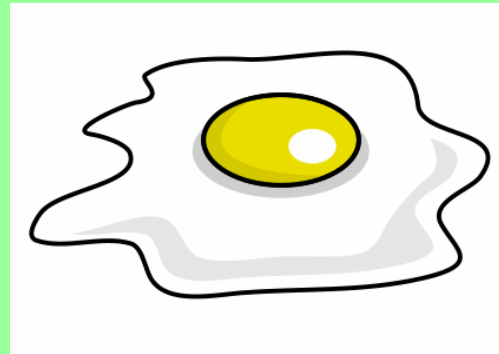

Set 3: g, o, c, k

Set 4: ck, e, u, r

Set 5: h, b, f, l

Set 6: ff, ll, ss

Phase 2 tricky words: l, no, go, to, the



Phase 3



Set 7: j, v, w, x

Set 8: y, z, zz, qu

Consonant digraphs: ch, sh, th, ng

Vowel digraphs: ai, ee, igh, oa, oo, ar, or, ur, ow, oi, ear, air, ure, er

Phase 3 tricky words: he, she, we, be, was, you, they, all, are, my, her



Phase 4

- In Phase 4, no new graphemes are introduced. The main aim of this phase is to consolidate the children's knowledge and to help them learn to read and spell words which have adjacent consonants, such as trap, string and milk and two syllable words.
- **Phase 4 tricky words:** have, like, so, do, some, come, were, there, little, one, when, out, what.

Mr Thorne

<http://www.youtube.com/watch?v=OYCR2RZ4ZYY>



Play Quickwrite

Phonics
ee ur ow
wh y au



But it's not spelt right!

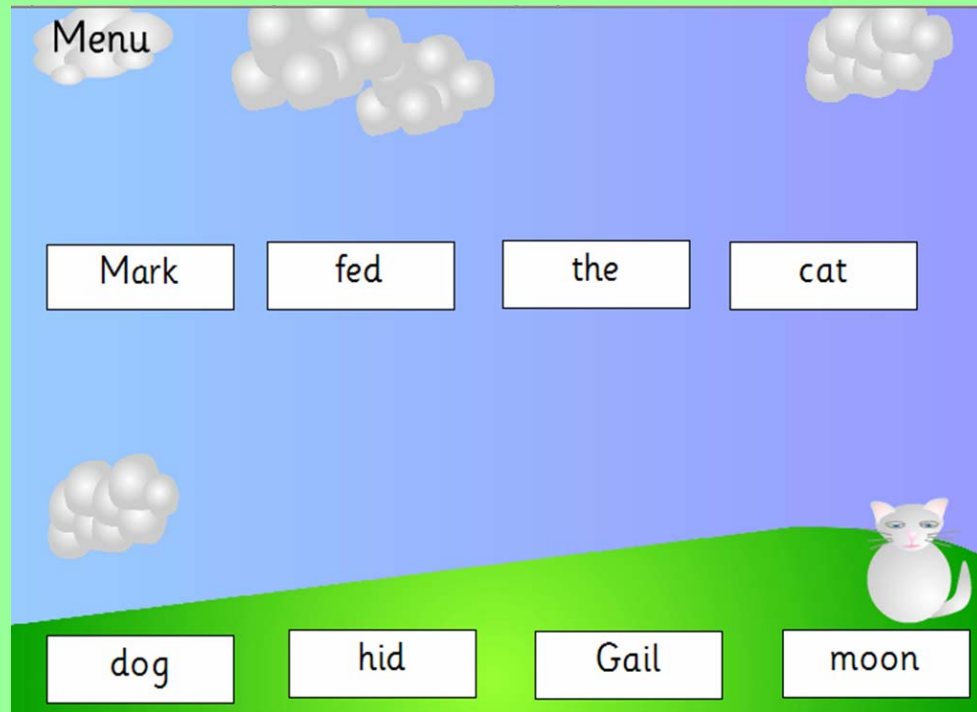
Children use their phonic knowledge to spell unfamiliar words. Therefore it may not be spelt correctly but it will be phonetically correct!

pretty

pritee

Sentence substitution

<http://www.phonicsplay.co.uk/member-only/SentSubPhase3.html>



Something to help with formation of 'b' and 'd'





Questions

